

Разработка урока английского языка в 5 классе на тему: “School subjects and objects” («Школьные предметы и принадлежности»)

Задачи урока:

1. Практическая задача урока:

Научить учащихся употреблять лексику по теме «Школьные предметы и принадлежности».

(Mathematics, Russian, English, Information Technology, Music, Art, Physical Education, Geography, Science, History, a ruler, an eraser, a pencil case, a note book, an atlas, a blackboard, a book, a school bag, a pen, a pencil, a pencil sharpener, a timetable)

2. Воспитательная задача:

Воспитание интереса к учебе, учебным предметам, расширение кругозора учащихся, желания учиться. Воспитывать культуру общения в разных видах коллективного взаимодействия.

3. Образовательная задача:

Способствовать расширению филологического кругозора учащихся.

4. Развивающая задача:

Развивать логическое мышление, языковую догадку, память, внимание. Развитие диалогической и монологической речи, приобщение к новому социальному опыту через приобретенные знания.

Оборудование: компьютер, медиапроектор, экран, компьютерная презентация с материалом урока УМК «Английский в фокусе» ("Spotlight"), 5класс, наглядный материал.

Ход урока:

I. Речевая подготовка:

1) Организационный момент:

T: Good morning, boys and girls! I am glad to see you. How are you?

P1: Fine, thanks.

P2: So - so.

P3: I am fine, thank you.

P4: I'm ok, thanks.

P: I'm OK, thank you. And how are you?

T: I'm fine, thanks. Now let's start to work!

2) **Фонетическая зарядка:** (слайд 2)

T: - Now look at the screen. Let's repeat English sounds. You will repeat after me.

[a:] **Art**, class, pencil **sharpener**

[ju:] computer, new, student, **pupil**, Music, **Tuesday**

[ʌ] **subject**, Monday, **Sunday**

[æ] language, **atlas**, Math, **Saturday**

[ʃ] English, pencil **sharpener**

[ʃn] Information **Technology**, Physical Education, **Russian**, **dictionary**

[dʒ] **Geography**, Information Technology, **subject**, school objects, language

[tʃə] Literature, **picture**

T: - Good for you.

3) Речевая разминка. Повторение лексики «**School subjects**» and «**School objects**»:

T: - So, today we continue speaking about school and school subjects. Look at the screen. Tell me please, which subjects can you see on the pictures?

(слайд 3-13)

P1: - Mathematics, Russian, English, Informatics.

P2: - Reading, Music, Art.

P3: - Physical Education.

T: - All right! Good for you!

T: - What is your favorite subject? And why?

P1: - My favorite subject is Information Technology, because it is very interesting.

P2: - My favorite subject is English, because I want to go to America in my future.

P3: - My favorite subject is Math, because I like to count.

P4: - My favorite subject is Physical Education, because I want to be a sportsman.

T: - That's great! Thank you!

T: Now, I show you different school objects. Name them.

P1-7: A ruler, a pencil case, a pencil, an eraser, a blackboard, a glue, a pen, a school bag, a sharpener, a book, a dictionary, a notebook.

T: Ok! Great!

II. Основной этап.

Ex.1

T: So, I give you a sheet of paper. I want you to fill in the missing letters.


(слайд 14)



e.g. notebook

1. _ _ ack _ oar _

2. s _ _ _ _ l b _ _



3. _ u _ e _


5. _ e _

6. _ r _ _ er

T: Ok, everybody, look at the blackboard, and check all words! (A blackboard, a school bag, a ruler, a pen, an eraser). (слайд 15)

Ex.2 T: Let's do the crossword. What's the hidden word? (слайд 16)

Do the crossword. What's the hidden word?



T: Ok, everybody, look at the blackboard, and check all words! (sleep, pencil, chair, notebook, blackboard, ruler, book, eraser, sing). (слайд 17)

T: What's the hidden word?

P1: It is a schoolbag!

T: Well done!

Ex3.

T: I want you to work in pairs. One person asks the questions about school objects which another person has and the other should answer them. After that you can swap over.

P1: Have you got a green pen?

P2: No, I haven't. I have got a blue pen. Have you got a ruler?

P1: Yes, I have. It's yellow. Have you got an atlas?

Проверка домашнего задания (слайд 18)

T: - Let's check your homework. I asked to make your timetable in English on all week.

T: - What timetable do you have today? What timetable do you have on Monday, on Tuesday, on Wednesday, on Thursday and on Friday?

P1: We have Science, Maths, History, Russian and Art on Monday.

P2: We have Russian, Maths, Literature, Music and PE on Tuesday.

P3: We have Science, Maths, English, Literature, Russian and PE on Wednesday.

P4: We have PE, Maths, History, Russian and English on Thursday.

P5: We have Science, Maths, History, Russian, English and Technology on Friday.

T: - Good for you! Thank you!

Ex.4

T: - So, we revised school subjects, and we've made timetable. What do we need at the lesson?

T: Well, tell me please, what school objects do you need in English?

P1: In English I need a pencil case, colored pencils and a pen, a book, a dictionary.

T: Ok, what school objects do you need in Information Technology?

P2: In Information Technology I need a pencil case, colored pencils and a pen

T: Well, what school objects do you need in Math?

P3: In Math I need a pencil case, a pen a ruler.

T: Ok!

T: - So, What do you usually do in the lesson?

P1: - In the lessons we usually read, write and count.

T: - What else?

P2: - In the lesson we draw, sing songs, run and jump.

P3: - In the lesson we speak English.

T: - Good for you. Thank you!

Физкультминутка (2 минуты) (слайд 19)

T: - Boys and girls! It's time to have a rest! Let's look at a short videoclip. Stand up and do physical exercises after the boy and girl in the video!

T: - Let's continue our lesson.

Ex. 5

T: Now please, read the letter and answer the questions.

(слайд 20)

Dear Wendy,

*Hi! How are you? I'm fine. I am at my new school! It is great but it is not very big. I like my classmates. They are so friendly!
I am in class 3B. This year I'm doing Maths, History and Geography. The lessons are not very difficult so I have a lot of free time. My favourite subject is Maths. My Maths teacher is very nice! What about your school this year?
Love, Wendy.*

- 1) Does Wendy study at new school?
- 2) What lessons does Wendy study at her new school?
- 3) What is her favourite lesson?

P1: Wendy studies at new school.

P2: This year she is doing Math, History and Geography.

P3: Her favourite subject is Math.

T: - Very well!

III. Подведение итогов.

T.: So, today we have discussed about your school life. I liked the way you worked today.

T: -Your marks for today will be ...(выставление оценок за урок)

T: - Your homework for the next lesson to write about your school life and your favourite subjects. This form for writing can help you. (слайд 21)

Your name.....
Your age.....
Name of your school.....
what class you are in.....
Your favourite school subject.....
School subject you don't like.....
Your favourite teacher.....
Your best friend.....

T: - So, the lesson is over! Thank you for the lesson! Good bye!

P: - Good bye teacher!

Раздаточный материал к уроку:

Ex.1

Fill in the missing letters.



e.g. notebook

1. _ _ ack _ oar _

2. s _ _ _ _ l b _ _




3. _ u _ e _

5. _ e _

6. _ r _ _ er

Ex.2

Do the crossword. What's the hidden word?



Ex. 5

Read the letter and answer the questions.

Dear Wendy,

Hi! How are you? I'm fine. I am at my new school! It is great but it is not very big. I like my classmates. They are so friendly!

I am in class 3B. This year I'm doing Maths, History and Geography. The lessons are not very difficult so I have a lot of free time. My favourite subject is Maths. My Maths teacher is very nice! What about your school this year?

Love, Wendy.

- 1) Does Wendy study at new school?
- 2) What lessons does Wendy study at her new school?
- 3) What is her favourite lesson?

Homework.

Your name.....
Your age.....
Name of your school.....
what class you are in.....
Your favourite school subject.....
School subject you don't like.....
Your favourite teacher.....
Your best friend.....

Литература:

1. Английский язык. «Английский в фокусе» ("Spotlight") 5 класс: учебник для общеобразовательных учреждений– Ю.Е. Ваулина, Д. Дули, О.Е. Подоляко, В. Эванс.
2. Английский язык. «Английский в фокусе» ("Spotlight") 5 класс: рабочая тетрадь к учебнику 1. Английский язык. «Английский в фокусе» ("Spotlight") 5 класс.
3. Ю. Е. Ваулина, О. Е. Подоляко, Д. Дули, В. Эванс. «Английский в фокусе» ("Spotlight"). 5 класс. Книга для учителя.